



Capital Asset Advisory Committee Meeting Agenda

Date/Time: Thursday, March 18, 2021 8:00 a.m. – 10:00 a.m.

Location: 809 Quail St, Building 4, Maintenance Conference Room or ZOOM

Capital Asset Advisory Committee Members:

Gordon Calahan, Megan Castle, Kathy Hodgson, George Latuda, Tom Murray, M. L. Richardson, Brittney Warga,

Guests: Gordon Reusink, City of Arvada, Lauri Danmiller APEX, Dan Cohen JPS, Josh Griffin JPS

Staff: Kristopher Schuh, Steve Bell, Nicole Stewart, Tammy Schiff, Bruce Huxley, Berry Jones, Jason Hendricks, Heather Frizzell, Kathleen Askelson, Maureen Wolsborn, Tim Reed, Robin Acree

Agenda items:

- Project Discussions
 - o Meyer’s Pool Replacement (20 Minutes) Gordon, Lori, Steve Bell, Tim
 - o D’Evelyn Addition (20 minutes) Dan, Josh, Tim
- General
 - o CIP Update
 - o Discussion
 - Projects to be sent to BOE for approval
 - March Bid Work
 - Greenawalt material. (10 minutes)
 - Other
 - o Work in Progress Report
- Communications
 - o General Update
- Planning/Property Management Update
 - o Summary of Findings
 - o Postpone start 4 schools (10 minutes)
- Construction Management Update
 - o General Update
 - o Status Reports and Schedule Updates
 - H/G -Bond
 - 19M Programs
 - 20M Programs
 - 21M Programs
 - Forecast Remaining Funds Management
 - o Summary of Contingency and Remaining Program Funds
 - Unallocated Cumulative Program Contingency \$ 5,816,187.62
 - Forecast Remaining Contingency in Projects (\$ 158,208.93)
 - Sub Total \$ 5,657,978.69
 - Unallocated H/G Bond \$ 93,979,690.00
 - Forecast Remaining Contingency in H Projects (\$ 337,052.00)
 - Sub Total \$ 94,316,742.00

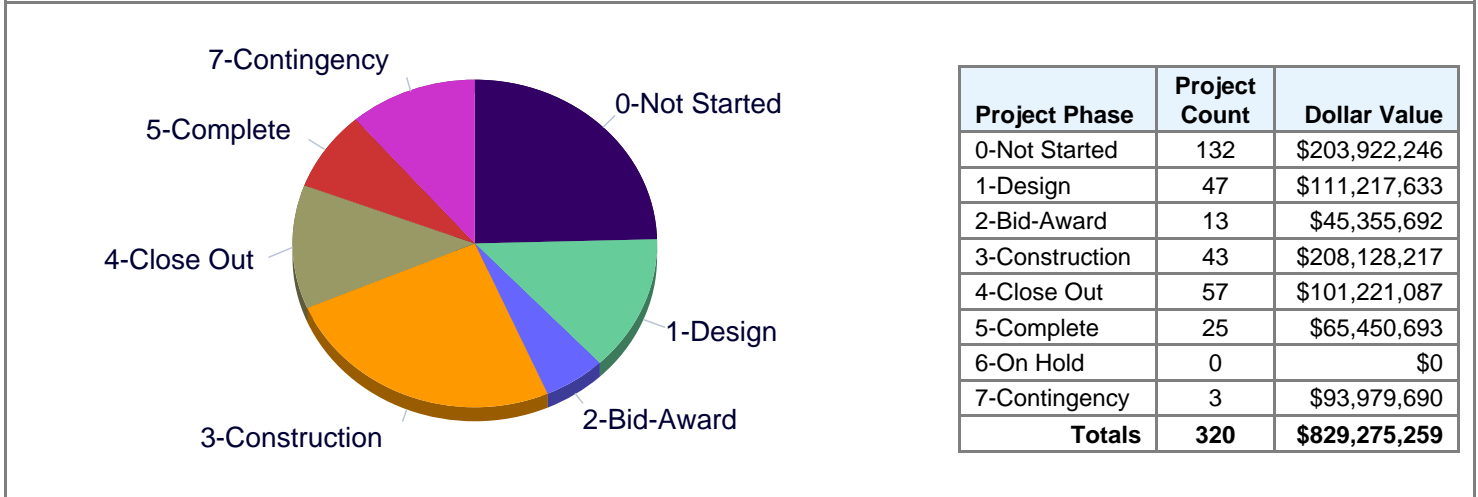


- Total \$ 99,974,720.69
- Compares to Previous Month of \$ 108,042,042.02
- Other Committee Items

Proposed Schedule for 2021 – Thursday, April 15, 2021
Thursday, May 20, 2021
Thursday, June 17, 2021

2018 Capital Improvement Program

Program Dollar Value by Phase



Program Narrative

The 2018 Capital Improvement Program includes the 5B bond voted on and passed in November of 2018.

72% of defined bond projects have been initiated as of March 2021.

Program Float Report

Priority	Facility Name	Project ID	Project name	Finish Date	
				Target	Forecast
1	Wayne Carle MS	H64000A01	Wayne Carle MS Addition & General Upgrades	8/2/21	8/25/21

Program Contingency and Remaining Funds

Program Contingency (Unallocated)	Forecast Remaining Funds in Projects	Net Remaining Program Funds
\$93,979,690	\$337,052	\$94,316,742

2018 Capital Improvement Program - Project Detail

Plan Year: 2022		Work Progress		Budget Summary			
Project Description	Phase	%	Original	Current	Variance	Haz-Mat	Notes
North Arvada MS Efficiency & Future Ready	Not Started	0%	\$2,392,923	\$2,392,923	\$0	\$0	
Slater ES Efficiency & Future Ready	Not Started	0%	\$1,262,059	\$1,262,059	\$0	\$0	
Wheat Ridge HS Efficiency & Future Ready	Not Started	0%	\$13,848,732	\$13,848,732	\$0	\$0	
Wilmore Davis ES Efficiency & Future Ready	Not Started	0%	\$1,100,225	\$1,100,225	\$0	\$0	

Plan Year: 2021		Work Progress		Budget Summary			
Project Description	Phase	%	Original	Current	Variance	Haz-Mat	Notes
Alameda Int'l Jr-Sr HS FF&E	Design	0%	\$378,000	\$893,750	\$515,750	\$0	IE
Allendale ES Efficiency & Future Ready	Design-CD	8%	\$752,628	\$752,628	\$0	\$0	
Allendale ES FF&E	Design	0%	\$365,872	\$196,154	(\$169,719)	\$0	
Bell MS FF&E	Design	0%	\$225,000	\$940,625	\$715,625	\$0	IE
CTE South FF&E	Design	0%	\$500,000	\$459,375	(\$40,625)	\$0	
Carmody MS Efficiency & Future Ready	Design-CD	16%	\$1,589,108	\$1,589,108	\$0	\$0	
Carmody MS FF&E	Design	0%	\$94,500	\$737,500	\$643,000	\$0	IE
Chatfield HS Efficiency & Future Ready	Design-CD	5%	\$3,021,353	\$3,021,353	\$0	\$0	
D'Evelyn Jr-Sr HS Efficiency & Future Ready	Design	7%	\$870,082	\$1,191,938	\$321,855	\$0	
Dakota Ridge HS Efficiency & Future Ready	Design-CD	5%	\$3,342,502	\$3,342,502	\$0	\$0	
Dennison ES Efficiency & Future Ready	Design	7%	\$966,488	\$966,488	\$0	\$0	
Dennison ES FF&E	Design	0%	\$42,840	\$548,918	\$506,078	\$0	IE
Devinny ES Efficiency & Future Ready	Design-CD	10%	\$745,596	\$745,596	\$0	\$0	
Devinny ES FF&E	Design	0%	\$105,000	\$342,668	\$237,668	\$0	
Evergreen HS Renovation & General Upgrades	Design-DD	3%	\$10,132,492	\$10,132,492	\$0	\$0	
Evergreen MS Addition & General Upgrades	Design-DD	3%	\$7,720,755	\$7,720,755	\$0	\$0	
Everitt MS Efficiency & Future Ready	Design-DD/CD	6%	\$3,000,921	\$3,000,921	\$0	\$0	
Everitt MS FF&E	Design	0%	\$297,500	\$297,500	\$0	\$0	
Fitzmorris ES FF&E	Design	0%	\$110,250	\$419,712	\$309,462	\$0	
Foster ES FF&E	Design	0%	\$498,750	\$279,808	(\$218,942)	\$0	
G DW LED Lighting 2021 11-ES	Design-DD	4%	\$1,835,700	\$1,835,700	\$0	\$0	
G DW Paving 2021 2-ES 1-MS	Design	9%	\$682,500	\$682,500	\$0	\$0	
G DW Playgrounds 2021 9-ES	Design-CD	6%	\$692,475	\$692,475	\$0	\$0	
Green Mountain ES FF&E	Design	0%	\$38,663	\$122,360	\$83,697	\$0	
Jeffco Open School Efficiency & Future Ready	Design-SD	0%	\$9,700,287	\$9,700,287	\$0	\$0	
Jefferson Jr-Sr HS FF&E	Design	0%	\$0	\$168,750	\$168,750	\$0	
Kullerstrand ES FF&E	Design	0%	\$147,000	\$267,668	\$120,668	\$0	
Kyffin ES FF&E	Design	0%	\$341,250	\$432,933	\$91,683	\$0	
Lasley ES FF&E	Design	0%	\$441,000	\$192,668	(\$248,332)	\$0	
Lumberg ES FF&E	Design	0%	\$551,250	\$502,885	(\$48,365)	\$0	
Manning School FF&E	Design	0%	\$21,105	\$432,812	\$411,708	\$0	
Maple Grove ES FF&E	Design	0%	\$194,250	\$342,668	\$148,418	\$0	
Parmalee ES FF&E	Design	0%	\$168,000	\$162,981	(\$5,019)	\$0	
Pomona HS FF&E	Design	0%	\$1,050,000	\$622,500	(\$427,500)	\$0	
Powderhorn ES Addition & General Upgrades	Design-CD	3%	\$5,876,860	\$5,876,860	\$0	\$15,600	
Prospect Valley ES Replace School	Design-DD	2%	\$20,000,000	\$20,000,000	\$0	\$0	
Ralston Valley HS Addition & General Upgrades	Design-DD	2%	\$7,625,513	\$7,625,513	\$0	\$0	
Ryan ES FF&E	Design	0%	\$362,250	\$524,279	\$162,029	\$0	
Sheridan Green ES FF&E	Design	0%	\$473,550	\$164,183	(\$309,367)	\$0	
Standley Lake HS Addition & General Upgrades	Design-DD	3%	\$8,033,020	\$8,033,020	\$0	\$0	
Stott ES Efficiency & Future Ready	Design-CD	9%	\$826,580	\$826,580	\$0	\$0	
Vanderhoof ES Efficiency & Future Ready	Design-CD	10%	\$1,707,668	\$1,707,668	\$0	\$0	
Wayne Carle MS FF&E	Design	0%	\$182,000	\$175,000	(\$7,000)	\$0	

JEFFCO PUBLIC SCHOOLS
Construction Management
Status of Projects by Program



Plan Year: 2021	Work Progress		Budget Summary				
Project Description	Phase	%	Original	Current	Variance	Haz-Mat	Notes
Westridge ES Efficiency & Future Ready	Design-DD/CD	6%	\$418,174	\$418,174	\$0	\$0	
Fitzmorris ES Efficiency & Future Ready	Bid-Award	8%	\$1,059,436	\$1,059,436	\$0	\$0	
G DW Roofing 2021 5-ES	Bid-Award	9%	\$1,887,929	\$1,831,266	(\$56,663)	\$0	
Kullerstrand ES Efficiency & Future Ready	Bid-Award	9%	\$1,143,045	\$1,143,045	\$0	\$0	
Kyffin ES Efficiency & Future Ready	Bid-Award	9%	\$4,144,305	\$3,981,025	(\$163,280)	\$0	
Lasley ES Efficiency & Future Ready	Bid-Award	31%	\$632,859	\$654,119	\$21,260	\$0	
Lawrence ES Efficiency & Future Ready	Bid-Award	9%	\$2,575,866	\$2,311,298	(\$264,568)	\$0	
Marshdale ES Replace School	Bid-Award	5%	\$20,000,000	\$20,000,000	\$0	\$0	
Miller Special School Efficiency & Future Ready	Bid-Award	8%	\$1,616,366	\$1,616,366	\$0	\$0	
Patterson Cottages Efficiency & Future Ready	Bid-Award	9%	\$526,229	\$603,806	\$77,577	\$44,676	
Patterson International Efficiency & Future Ready	Bid-Award	9%	\$360,591	\$276,978	(\$83,613)	\$2,445	
Ryan ES Efficiency & Future Ready	Bid-Award	11%	\$1,213,833	\$1,213,833	\$0	\$0	
Sheridan Green ES Efficiency & Future Ready	Bid-Award	11%	\$851,758	\$1,248,796	\$397,038	\$0	
Columbine HS FF&E	Construction	31%	\$1,470,000	\$1,396,250	(\$73,750)	\$0	
Deane ES Efficiency & Future Ready	Construction	11%	\$847,878	\$620,235	(\$227,643)	\$0	
G DW Field Improvements 2021 1-ES 4-HS	Construction	4%	\$2,887,500	\$11,613,955	\$8,726,455	\$0	SC
G DW Flooring 2021 6-ES	Construction	7%	\$1,306,266	\$1,306,266	\$0	\$0	
G DW Mechanical 2021 5-ES	Construction	10%	\$2,924,250	\$4,235,356	\$1,311,106	\$0	SC
G DW Security Glass 2021 6-ES 5-MS 1-HS	Construction	24%	\$96,000	\$96,000	\$0	\$0	
Golden HS Doors Replacement	Construction	21%	\$263,486	\$258,536	(\$4,949)	\$0	
H DW Elevator Upgrades 2021 1-MS 1-Other	Construction	80%	\$0	\$311,054	\$311,054	\$0	
Maple Grove ES Efficiency & Future Ready	Construction	9%	\$807,121	\$791,600	(\$15,521)	\$0	
Slater ES Asbestos Abatement	Close Out	100%	\$0	\$0	\$0	\$6,084	

Plan Year: 2020	Work Progress		Budget Summary				
Project Description	Phase	%	Original	Current	Variance	Haz-Mat	Notes
Charter Montessori Peaks Academy General Upgrades	Design	73%	\$3,090,152	\$3,832,043	\$741,891	\$0	PI
Lumberg ES Addition & General Upgrades	Design	21%	\$7,397,620	\$7,758,316	\$360,696	\$0	
Pomona HS Addition & General Upgrades	Bid-Award	9%	\$9,368,604	\$9,368,604	\$0	\$0	
Bell MS Addition & General Upgrades	Construction	46%	\$6,877,348	\$6,844,705	(\$32,643)	\$32,643	
Brady Exploration School Efficiency & Future Ready	Construction	17%	\$1,752,517	\$1,859,731	\$107,214	\$0	
CTE South New Bldg	Construction	55%	\$10,000,000	\$10,000,000	\$0	\$0	
Charter Compass Montessori Wheat Ridge General Upgrade	Construction	72%	\$3,090,152	\$2,651,099	(\$439,053)	\$0	CC,PI
Charter Excel Academy Charter School General Upgrades	Construction	70%	\$3,090,152	\$3,831,104	\$740,952	\$0	PI
Conifer HS Addition & General Upgrades	Construction	75%	\$7,550,789	\$10,565,641	\$3,014,852	\$0	MC,UC,OB
Conifer HS FF&E	Construction	84%	\$892,500	\$965,625	\$73,125	\$0	
Eiber ES Efficiency & Future Ready	Construction	98%	\$1,016,502	\$1,370,815	\$354,313	\$175,482	
Eiber ES FF&E	Construction	93%	\$598,500	\$259,273	(\$339,227)	\$0	
Foster ES Addition & General Upgrades	Construction	22%	\$5,364,815	\$5,364,815	\$0	\$0	
Fremont ES FF&E	Construction	90%	\$157,500	\$334,083	\$176,583	\$0	
Green Mountain HS FF&E	Construction	71%	\$1,417,500	\$1,212,500	(\$205,000)	\$0	
H 581 Conference Place Reopen Phase 2	Construction	54%	\$0	\$506,698	\$506,698	\$0	UC,EC,SC
H DW HVAC 2020 2-ES 1-Other	Construction	99%	\$1,926,540	\$2,088,775	\$162,235	\$32,430	
H DW IT Cameras 2020 24-ES 7-MS 9-HS 16-Other	Construction	97%	\$867,800	\$861,702	(\$6,098)	\$0	
H DW Network Upgrades 75-ES 14-MS 12-HS 17-Other	Construction	29%	\$7,000,000	\$7,000,000	\$0	\$0	
Jefferson HS Addition & General Upgrades	Construction	40%	\$12,225,139	\$12,225,139	\$0	\$272,614	
Kendrick Lakes ES FF&E	Construction	7%	\$658,840	\$615,100	(\$43,740)	\$0	
Manning School Addition & General Upgrades	Construction	29%	\$6,403,971	\$6,403,971	\$0	\$64,812	
Parmalee ES Addition & General Upgrades	Construction	26%	\$3,571,423	\$4,146,990	\$575,567	\$0	SC

JEFFCO PUBLIC SCHOOLS
Construction Management
Status of Projects by Program



Plan Year: 2020	Work Progress		Budget Summary				
Project Description	Phase	%	Original	Current	Variance	Haz-Mat	Notes
Stober ES Efficiency & Future Ready	Construction	98%	\$3,492,085	\$3,429,697	(\$62,388)	\$142,252	
Traiblazer Stadium Efficiency & Future Ready	Construction	100%	\$4,415,250	\$4,284,596	(\$130,654)	\$0	
Wayne Carle MS Addition & General Upgrades	Construction	45%	\$5,201,180	\$4,850,545	(\$350,635)	\$0	
Westridge ES HVAC	Construction	100%	\$780,720	\$1,539,102	\$758,382	\$0	OB,EC,SC
Adams ES Efficiency & Future Ready	Close Out	100%	\$1,053,714	\$992,814	(\$60,900)	\$0	
Arvada HS FF&E	Close Out	100%	\$1,417,500	\$1,064,135	(\$353,365)	\$0	
Arvada K-8 Efficiency & Future Ready	Close Out	100%	\$2,094,864	\$1,957,848	(\$137,015)	\$245,688	
Belmar ES Efficiency & Future + Paving	Close Out	100%	\$690,210	\$848,227	\$158,017	\$85,281	
Belmar School of Integ. Arts FF&E	Close Out	100%	\$78,750	\$382,202	\$303,452	\$0	
Charter Lincoln Academy Charter School General Upgrades	Close Out	83%	\$3,090,152	\$3,827,478	\$737,326	\$0	PI
Charter New America School New Building (formerly General	Close Out	100%	\$3,090,152	\$3,146,962	\$56,810	\$0	PI
Charter Rocky Mountain Deaf School General Upgrades	Close Out	78%	\$3,090,152	\$3,828,328	\$738,176	\$0	PI
Columbine Hills ES Efficiency & Future Ready	Close Out	100%	\$820,608	\$1,030,200	\$209,592	\$18,306	
Coronado ES Efficiency & Future Ready	Close Out	100%	\$2,377,700	\$2,211,237	(\$166,463)	\$11,023	
Coronado ES FF&E	Close Out	100%	\$525,000	\$192,990	(\$332,010)	\$0	
Dutch Creek ES Efficiency & Future Ready	Close Out	100%	\$1,101,361	\$1,238,749	\$137,388	\$38,240	
Dutch Creek ES FF&E	Close Out	100%	\$472,500	\$146,847	(\$325,653)	\$0	
Foothills ES Efficiency & Future Ready	Close Out	100%	\$883,658	\$1,130,836	\$247,178	\$51,404	
Foothills ES FF&E	Close Out	100%	\$378,000	\$137,303	(\$240,697)	\$0	
Fremont ES Efficiency & Future Ready	Close Out	100%	\$1,038,912	\$1,087,700	\$48,788	\$102,186	
Green Gables ES Efficiency & Future Ready	Close Out	100%	\$1,477,970	\$1,471,253	(\$6,717)	\$71,513	
Green Gables ES FF&E	Close Out	100%	\$399,000	\$99,268	(\$299,732)	\$0	
H DW Elevator Upgrades 3-ES 4-MS 3-HS 1-Other	Close Out	100%	\$62,465	\$374,028	\$311,563	\$0	
H DW Field Improvements 9-HS	Close Out	99%	\$8,400,000	\$19,122,150	\$10,722,150	\$172,216	SC
H DW Fire Sprinklers Replacement 3-ES 1-MS 1-Other	Close Out	100%	\$139,253	\$128,389	(\$10,863)	\$0	
H DW Flooring 2020-I 2-ES 2-Other	Close Out	100%	\$600,430	\$642,980	\$42,550	\$47,252	
H DW Flooring 2020-II 4-ES	Close Out	100%	\$411,604	\$395,793	(\$15,811)	\$58,620	
H DW LED Lighting - Interior 17-ES 1-Other	Close Out	100%	\$2,781,920	\$3,209,180	\$427,259	\$31,522	
H DW Modular Bldg Removal 2020 3-ES	Close Out	100%	\$0	\$461,525	\$461,525	\$0	
H DW Paving 2020-I 2-ES 1-MS	Close Out	100%	\$225,750	\$311,775	\$86,025	\$0	
H DW Paving 2020-II 3-ES 1-Other	Close Out	100%	\$509,250	\$532,621	\$23,371	\$0	
H DW Playgrounds 2020 8-ES 2-Other	Close Out	100%	\$1,051,742	\$1,382,921	\$331,179	\$0	
H DW Roofing 2020-I 3-ES 1-Other	Close Out	100%	\$2,182,195	\$2,390,300	\$208,105	\$0	
H DW Roofing 2020-II 4-ES 1-MS 1-HS	Close Out	100%	\$1,398,952	\$1,032,486	(\$366,466)	\$0	
H DW Security Glass 2020-I 11-ES 1-Other	Close Out	100%	\$88,000	\$26,000	(\$62,000)	\$7,829	
Hackberry Hill ES Efficiency & Future Ready	Close Out	100%	\$708,508	\$551,787	(\$156,721)	\$0	
Hutchinson ES Efficiency & Future Ready	Close Out	100%	\$1,954,477	\$1,770,086	(\$184,392)	\$89,801	
Hutchinson ES FF&E	Close Out	100%	\$288,750	\$93,708	(\$195,042)	\$0	
Lukas ES Efficiency & Future Ready	Close Out	100%	\$1,106,650	\$1,147,495	\$40,845	\$0	
Lukas ES FF&E	Close Out	100%	\$151,450	\$86,577	(\$64,873)	\$0	
Ralston ES Efficiency & Future Ready	Close Out	100%	\$827,236	\$921,507	\$94,271	\$102,488	
Semper ES Efficiency & Future Ready	Close Out	100%	\$1,540,562	\$1,582,813	\$42,251	\$0	
Stober ES FF&E	Close Out	100%	\$78,750	\$190,522	\$111,772	\$0	
Three Creeks K-8 FF&E	Close Out	100%	\$0	\$194,960	\$194,960	\$0	
Vivian ES Efficiency & Future Ready	Close Out	100%	\$1,506,673	\$1,730,434	\$223,761	\$116,661	
Welchester ES Efficiency & Future Ready	Close Out	100%	\$1,407,615	\$1,727,998	\$320,382	\$60,037	
Welchester ES FF&E	Close Out	100%	\$288,750	\$83,176	(\$205,574)	\$0	

Plan Year: 2020	Work Progress		Budget Summary				
Project Description	Phase	%	Original	Current	Variance	Haz-Mat	Notes
West Jefferson MS Efficiency & Future Ready	Close Out	100%	\$1,809,680	\$1,693,835	(\$115,845)	\$0	
Wilmot ES FF&E	Close Out	99%	\$304,500	\$347,840	\$43,340	\$0	
Witt ES Efficiency & Future Ready	Close Out	100%	\$1,737,130	\$2,008,408	\$271,279	\$103,815	
Witt ES FF&E	Close Out	100%	\$220,350	\$129,991	(\$90,359)	\$0	
Ken Caryl MS FACS CR + Bldg Signage	Complete	100%	\$343,200	\$374,447	\$31,247	\$22,608	

Plan Year: 2019	Work Progress		Budget Summary				
Project Description	Phase	%	Original	Current	Variance	Haz-Mat	Notes
H North Area Transportation-Joyce Renovation	Design-CD	7%	\$349,400	\$521,421	\$172,021	\$0	
Alameda HS Addition & General Upgrades	Construction	38%	\$19,055,745	\$30,250,147	\$11,194,402	\$0	UC,SC,IE
Charter Addenbrooke Classical Academy General Upgrades	Construction	85%	\$3,090,152	\$3,828,963	\$738,811	\$0	PI
Charter Collegiate Academy of Colorado General Upgrades	Construction	82%	\$3,090,152	\$3,831,451	\$741,299	\$0	PI
Charter Mountain Phoenix Community School General Upgra	Construction	38%	\$3,090,152	\$3,826,667	\$736,515	\$0	PI
Columbine HS Addition & General Upgrades	Construction	69%	\$11,482,013	\$18,144,235	\$6,662,222	\$296,065	UC,SC,OB, HM
Green Mountain HS Addition & General Upgrades	Construction	87%	\$11,105,728	\$12,160,765	\$1,055,037	\$70,021	MC,UC,SC, HM
H DW Curtain Riggings 8-HS	Construction	97%	\$0	\$180,102	\$180,102	\$0	
H DW FF&E Allocation	Construction	29%	\$0	\$55,446	\$55,446	\$0	
Kendrick Lakes ES Replace School	Construction	88%	\$22,743,115	\$20,368,886	(\$2,374,229)	\$159,053	MC
West Jefferson MS FF&E	Construction	92%	\$395,000	\$395,225	\$225	\$0	
Adams ES FF&E	Close Out	100%	\$324,450	\$156,815	(\$167,635)	\$0	
Alameda Int'l Jr-Sr Asbestos Abatement	Close Out	100%	\$0	\$0	\$0	\$536,691	
Arvada HS Addition & General Upgrades	Close Out	100%	\$12,018,096	\$15,241,187	\$3,223,091	\$222,010	UC,OB,EC, HM
Creighton MS FF&E	Close Out	100%	\$0	\$162,251	\$162,251	\$0	
Ken Caryl MS FF&E	Close Out	100%	\$0	\$188,133	\$188,133	\$0	
Pomona HS FF&E	Close Out	100%	\$0	\$90,910	\$90,910	\$0	
Summit Ridge MS FF&E	Close Out	100%	\$0	\$192,838	\$192,838	\$0	
Three Creeks K-8 Addition & General Upgrades	Close Out	100%	\$4,931,850	\$5,676,131	\$744,281	\$0	MC,OB
Wilmot ES Addition & General Upgrades	Close Out	100%	\$3,212,843	\$8,172,867	\$4,960,024	\$95,628	MC,UC,OB, HM
Arvada K8 FF&E	Complete	100%	\$0	\$709,697	\$709,697	\$0	19M
Charter-Compass Montessori Golden Debt Repayment	Complete	100%	\$3,090,152	\$4,246,502	\$1,156,350	\$0	CC
Charter-Jefferson Acad. Secondary Addition	Complete	100%	\$6,180,304	\$6,213,940	\$33,636	\$0	CC,PI
Charter-Rocky Mtn Acad. Evergreen Debt Repayment	Complete	100%	\$3,090,152	\$3,101,864	\$11,712	\$0	PI
Charter-Two Roads Arvada Debt Repayment	Complete	100%	\$3,090,152	\$3,104,376	\$14,224	\$0	PI
Charter-Woodrow Wilson Academy Debt Repayment	Complete	100%	\$3,090,152	\$3,101,768	\$11,616	\$0	PI
Evergreen HS Storm Drain Repair	Complete	100%	\$0	\$389,281	\$389,281	\$0	
Everitt MS Library Renovation	Complete	100%	\$545,789	\$545,789	\$0	\$0	
H DW Building Lighting 1-MS	Complete	100%	\$299,775	\$946,487	\$646,712	\$0	19M
H DW Field Improvements 1-MS 7-HS	Complete	100%	\$12,157,500	\$20,327,403	\$8,169,903	\$0	SC,19M
H DW Fire Alarms 1-ES 1-MS 1-HS 1-Other	Complete	100%	\$64,877	\$177,130	\$112,254	\$0	
H DW Flooring 12-ES 4-Other	Complete	100%	\$886,851	\$1,563,346	\$676,495	\$321,861	19M
H DW Gym Divider Curtains 6-MS 1-Other	Complete	100%	\$0	\$336,487	\$336,487	\$0	
H DW HVAC 2-MS	Complete	100%	\$185,913	\$1,500,354	\$1,314,441	\$0	19M
H DW IT Cameras 51-ES 1-HS 2-Other	Complete	100%	\$774,304	\$665,351	(\$108,953)	\$0	
H DW Irrigation 2-ES 1-MS 2-HS	Complete	100%	\$0	\$513,353	\$513,353	\$0	19M
H DW Modular Bldg Removal 8-ES 1-MS 2-Other	Complete	100%	\$0	\$408,390	\$408,390	\$0	



Plan Year: 2019	Work Progress		Budget Summary				
Project Description	Phase	%	Original	Current	Variance	Haz-Mat	Notes
H DW Paving 6-ES 1-MS 2-Other	Complete	100%	\$799,050	\$1,645,759	\$846,709	\$0	19M
H DW Playgrounds 4-ES 4-Other	Complete	100%	\$873,810	\$1,566,807	\$692,997	\$0	19M
H DW Roofing 3-ES 1-HS	Complete	100%	\$2,504,598	\$4,139,927	\$1,635,329	\$0	SC
H DW Security Glass 9-ES	Complete	100%	\$67,997	\$43,303	(\$24,694)	\$6,504	
H DW Site Lighting 4-ES 2-Other	Complete	100%	\$130,000	\$807,114	\$677,114	\$0	19M
H North Area Transportation-Joyce Site Acquisition	Complete	100%	\$7,000,600	\$7,000,600	\$0	\$0	
Ralston Valley HS Roofing	Complete	100%	\$0	\$1,670,244	\$1,670,244	\$0	19M

Report Reference

Work Progress Columns:

- Phase The current phase of the project life cycle as most recently reported by the project manager
- % An estimate of payable work progress calculated from the latest status and forecast in the project management system

Budget Summary Columns:

- Original The original estimated budget for the project scope
- Current The latest revised budget including all approved changes
- Variance The difference between the Original and Current budget
- Haz-Mat Additional budget approved for hazardous materials mitigation
- Notes Abbreviated variance descriptions for projects with significant budget Variance (see translation table below)

Variance Notes

Note	Description
MC	Market Conditions
UC	Unforeseen Conditions
SC	Scope Change
19M	19M Program Scope - Initial project budget did not cover hazardous materials. If hazardous materials were identified it was paid out of program contingency.
IE	Incorrect Estimate
HM	Hazardous Materials Abatement
OB	Occupied Building
EC	Existing Conditions
CC	Budget Shared Between Charter Campuses
PI	Premium and Interest Earned by Charter

2018 Capital Improvement Program District-Wide Project Facility Listing

Plan Year: 2021	
Project	Facilities
G DW Field Improvements 2021	D'Evelyn Jr-Sr HS Alameda Int'l Jr-Sr HS Lumberg ES Wheat Ridge HS Jefferson Jr-Sr HS
G DW Flooring 2021	Emory ES Peck ES Red Rocks ES Shaffer ES Thomson ES Westgate ES
G DW LED Lighting 2021	West Jefferson ES Warder ES Elk Creek ES Kyffin ES Emory ES Thomson ES Shaffer ES Edgewater ES Stevens ES (formerly Wheat Ridge 5-8) Stony Creek ES Red Rocks ES
G DW Mechanical 2021	Secrest ES Thomson ES Peck ES Edgewater ES Elk Creek ES
G DW Paving 2021	West Jefferson ES Ken Caryl MS Red Rocks ES
G DW Playgrounds 2021	Peck ES Secrest ES Shaffer ES Thomson ES Warder ES Red Rocks ES Elk Creek ES Kyffin ES Normandy ES
G DW Roofing 2021	Fitzmorris ES Lawrence ES Emory ES Stevens ES (formerly Wheat Ridge 5-8) Westgate ES
G DW Security Glass 2021	Weber ES Red Rocks ES Drake MS Dutch Creek ES Conifer HS Creighton MS Meiklejohn ES Ken Caryl MS Leewood ES Rose Stein International ES Moore MS Mandalay MS
H DW Elevator Upgrades 2021	Carmody MS Warren Tech North

Plan Year: 2020	
Project	Facilities
H DW Elevator Upgrades	Dakota Ridge HS Education Service Center Lawrence ES Carmody MS Peck ES Wilmot ES Creighton MS Deer Creek MS Falcon Bluffs MS Bear Creek HS Conifer HS
H DW Paving 2020-I	Lawrence ES Columbine Hills ES Everitt MS
H DW LED Lighting - Interior	Westgate ES Vanderhoof ES Stott ES Secrest ES Peck ES Maple Grove ES Kullerstrand ES Fitzmorris ES Lasley ES Devinny ES Deane ES Sheridan Green ES Ryan ES Powderhorn ES Westridge ES Dennison ES Columbine Hills ES Patterson International School
H DW Field Improvements	Green Mountain HS Conifer HS Arvada HS Pomona HS Golden HS Columbine HS Standley Lake HS Dakota Ridge HS Arvada West HS
H DW HVAC 2020	Patterson International School Stott ES Ryan ES
H DW Playgrounds 2020	Kendallvue ES Sheridan Green ES Free Horizon Montessori (Formerly Pleasant View ES) Miller Special School Columbine Hills ES Stony Creek ES Stott ES Vanderhoof ES Allendale ES Westridge ES
H DW Roofing 2020-I	Green Mountain ES Patterson International School Parr ES Lasley ES
H DW Roofing 2020-II	Carmody MS Swanson ES Little ES Thomson ES Kullerstrand ES Evergreen HS

Plan Year: 2020	
Project	Facilities
H DW Security Glass 2020-I	Elk Creek ES Stevens ES (formerly Wheat Ridge 5-8) Mitchell ES Shelton ES Kyffin ES Green Mountain ES Sobesky Academy (formerly Stevens ES) Slater ES Thomson ES Warder ES Peck ES Secrest ES
H DW Paving 2020-II	Bradford K-8 North Shelton ES Ryan ES Mitchell ES
H DW Flooring 2020-I	Lasley ES Miller Special School Fitzmorris ES Free Horizon Montessori (Formerly Pleasant View ES)
H DW IT Cameras 2020	Jeffco Open School Brady Exploration School Bradford K-8 North West Woods ES Campbell ES Coronado ES Shelton ES Fairmount ES Fremont ES Stott ES Vanderhoof ES Elk Creek ES West Jefferson ES Coal Creek Canyon K-8 Meiklejohn ES Belmar School of Integrated Arts Glennon Heights ES Slater ES Mortenson ES Ute Meadows ES Shaffer ES Mitchell ES Welchester ES Arvada K-8 Dennison ES Bradford K-8 South Falcon Bluffs MS Evergreen MS Manning School Mandalay MS Everitt MS Alameda Int'l Jr-Sr HS Arvada HS Bear Creek HS North Arvada MS Oberon MS Pomona HS Ralston Valley HS Standley Lake HS Wheat Ridge HS Jefferson Jr-Sr HS Warren Tech North Warren Tech Central Irwin Preschool Litz Preschool Connections Learning Center McLain Community HS Allendale ES Van Arsdale ES South Lakewood ES Stony Creek ES Bear Creek K-8 Deer Creek MS

Plan Year: 2020	
Project	Facilities
	Miller Special School Evergreen HS Ralston ES
H DW Network Upgrades	Little ES Litz Preschool Long View HS Lukas ES Lumberg ES Witt ES Emory ES Adams ES Allendale ES Anderson Preschool Arvada HS Arvada K-8 Bear Creek HS Bear Creek K-8 Bell MS Belmar School of Integrated Arts Blue Heron ES Bradford K-8 North Brady Exploration School Campbell ES Carmody MS Chatfield HS Coal Creek Canyon K-8 Colorow ES Columbine Hills ES Connections Learning Center Coronado ES Creighton MS Dakota Ridge HS Deane ES Deer Creek MS Dennison ES Devinny ES Drake MS Dunstan MS Dutch Creek ES Edgewater ES Eiber ES Everitt MS Fairmount ES Falcon Bluffs MS Fitzmorris ES Foothills ES Foster ES Free Horizon Montessori (Charter) Fremont ES Glennon Heights ES Golden HS Governor's Ranch ES Green Gables ES Green Mountain ES Hackberry Hill ES Hutchinson ES Irwin Preschool Jeffco Open School Jefferson Jr-Sr HS Wayne Carle MS Kendallvue ES Kullerstrand ES Kyffin ES Lakewood HS Lasley ES Lawrence ES Leawood ES Mandalay MS Manning School Maple Grove ES McLain Community HS Meiklejohn ES Miller Special School Mitchell ES

Plan Year: 2020	
Project	Facilities
	Molholm ES Moore MS Mortenson ES Mount Carbon ES Normandy ES North Arvada MS Oberon MS Parr ES Patterson International School Peck ES Peiffer ES Pennington ES Pomona HS Powderhorn ES Ralston Valley HS Red Rocks ES Rooney Ranch ES Ryan ES Secrest ES Semper ES Shaffer ES Shelton ES Sheridan Green ES Sierra ES Slater ES Sobesky Academy (formerly Stevens ES) South Lakewood ES Standley Lake HS Stevens ES (formerly Wheat Ridge 5-8) Stober ES Stony Creek ES Stott ES Swanson ES Thomson ES Ute Meadows ES Van Arsdale ES Vanderhoof ES Vivian ES Warder ES Warren Tech Central Weber ES Welchester ES West Woods ES Westgate ES Westridge ES Wheat Ridge HS Wilmore Davis ES
H DW Flooring 2020-II	West Woods ES Thomson ES Fairmount ES Allendale ES
H DW Fire Sprinklers Replacement	Ryan ES Van Arsdale ES Rooney Ranch ES Deer Creek MS Bradford K-8 North
H DW Modular Bldg Removal 2020	Peck ES Campbell ES Green Gables ES

Plan Year: 2019	
Project	Facilities
H DW Roofing	Eiber ES Wilmot ES Green Gables ES Lakewood HS
H DW Irrigation	Colorow ES D'Evelyn Jr-Sr HS Evergreen MS Pomona HS Deane ES
H DW Playgrounds	Wilmore Davis ES Welchester ES Ralston ES Free Horizon Montessori (Charter) Belmar School of Integrated Arts Columbine Hills ES Patterson International School Free Horizon Montessori (Formerly Pleasant View ES)
H DW HVAC	Bell MS Drake MS
H DW Paving	Bradford K-8 North Devinny ES Evergreen MS Hackberry Hill ES Maple Grove ES Peck ES Ryan ES Fitzmorris ES Bradford K-8 South
H DW Fire Alarms	D'Evelyn Jr-Sr HS Red Rocks ES 809 Bldg 1 Service Center Bldg 1 Mandalay MS
H DW Site Lighting	809 Campus Service Center Campus Welchester ES Foothills ES Eiber ES Belmar School of Integrated Arts Ralston ES
H DW Flooring	Bradford K-8 South Bradford K-8 North Vivian ES Welchester ES Wilmore Davis ES Free Horizon Montessori (Charter) Lukas ES Kullerstrand ES Hutchinson ES Green Mountain ES Bergen Meadow ES Westridge ES Free Horizon Montessori (Formerly Pleasant View ES) Sheridan Green ES Foothills ES Eiber ES
H DW Building Lighting	North Arvada MS
H DW Curtain Riggings	Pomona HS Wheat Ridge HS Golden HS Evergreen HS Bear Creek HS Arvada West HS Lakewood HS Alameda Int'l Jr-Sr HS
H DW Gym Divider Curtains	Manning School Ken Caryl MS Carmody MS Drake MS Everitt MS Oberon MS North Arvada MS

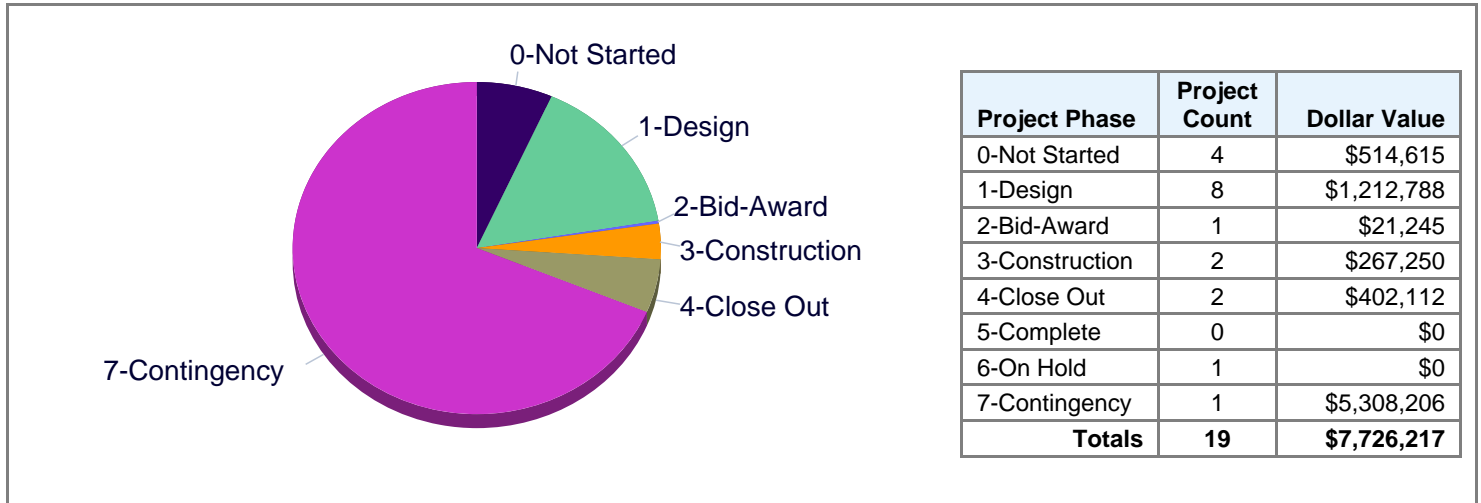
Plan Year: 2019	
Project	Facilities
H DW IT Cameras	Kendallvue ES Red Rocks ES Lasley ES Rose Stein International ES Stober ES Wilmore Davis ES Colorow ES Powderhorn ES Foothills ES Hutchinson ES Lukas ES Semper ES Dutch Creek ES Columbine Hills ES Columbine HS Governor's Ranch ES Leawood ES Normandy ES Little ES Parr ES Thomson ES Warder ES Bergen Meadow ES Bergen Valley ES Parmalee ES Wilmot ES Fitzmorris ES Foster ES Hackberry Hill ES Lawrence ES Peck ES Secrest ES Swanson ES Edgewater ES Lumberg ES Molholm ES Green Gables ES Peiffer ES Westgate ES Deane ES Patterson International School Kullerstrand ES Pennington ES Vivian ES Free Horizon Montessori (Charter) Blue Heron ES Mount Carbon ES Westridge ES Devinny ES Green Mountain ES Rooney Ranch ES Adams ES Ryan ES Sheridan Green ES
H DW Field Improvements	Dakota Ridge HS Conifer HS Evergreen HS Chatfield HS Lakewood HS West Jefferson MS Arvada HS Ralston Valley HS
H DW Security Glass	Devinny ES Dennison ES Westridge ES Stott ES Vanderhoof ES Lawrence ES Allendale ES Ryan ES Sheridan Green ES



Plan Year: 2019	
Project	Facilities
H DW Modular Bldg Removal	Warren Tech Central Swanson ES Stony Creek ES Campbell ES Peck ES Peiffer ES Green Gables ES Westridge ES Fremont ES Miller Special School Carmody MS

21M Capital Program 2021-22

Program Dollar Value by Phase



Program Narrative

The 21M Capital Program represents Fiscal Year 2021 planned projects that are expected to complete in Fiscal Year 2022. These projects are reviewed by the Capital Asset Advisory Committee.

Program Float Report

Program Float Report				Finish Date	
Priority	Facility Name	Project ID	Project name	Target	Forecast

Program Contingency and Remaining Funds

Program Contingency (Unallocated)	Forecast Remaining Funds in Projects	Net Remaining Program Funds
\$5,308,206	(\$7,041)	\$5,301,166



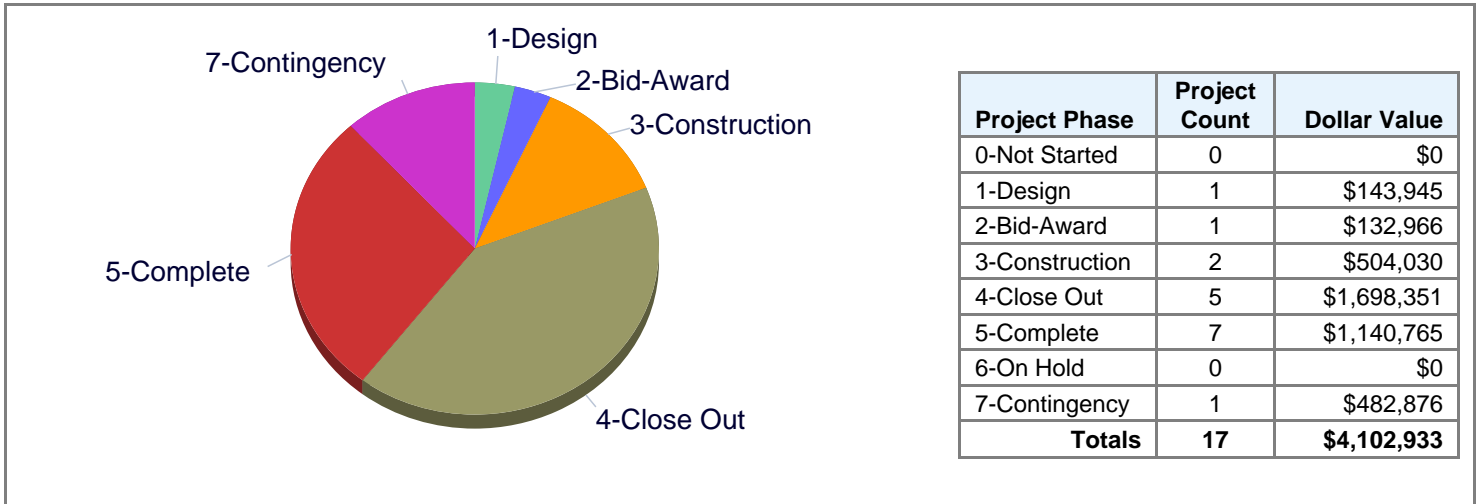
21M Capital Program 2021-22

Remaining Projects

Project Description	Phase
21M Columbine HS School-Funded Add-On Scope	0-Not Started
21M DW Energy Conservation Allocation	0-Not Started
21M DW Small Projects 2 Allocation	0-Not Started
21M DW Utilization Allocation	0-Not Started
21M Alameda Intl Kitchen-Cafeteria Renovation	1-Design
21M Conifer HS FF&E	1-Design
21M DW Planning & Design Allocation	1-Design
21M DW Property Disposal Allocation	1-Design
21M DW Small Projects 1 Allocation	1-Design
21M DW Temp. Bldg. Lease Allocation	1-Design
21M DW Water Engineering Allocation	1-Design
21M Jeffco Open School Playground	1-Design
21M 5th Floor Data Center Improvements	2-Bid-Award
21M Candelas Regional Trail	3-Construction
21M DW Pilot-HVAC UV Lighting	3-Construction
21M 809 Bldg 1 Security Dispatch System	4-Close Out
21M D'Evelyn Jr-Sr HS Roofing	4-Close Out
CANCELLED- Ken Caryl MS Parking Lot	6-On Hold
21M Program Contingency	7-Contingency

20M Capital Program 2020-21

Program Dollar Value by Phase



Program Narrative

The 20M Capital Program 2020 -2021 represents Fiscal Year 2020 planned projects that are expected to complete in Fiscal Year 2021. These projects are reviewed by the Capital Asset Advisory Committee.

Program Float Report

Priority	Facility Name	Project ID	Project name	Finish Date	
				Target	Forecast

Program Contingency and Remaining Funds

Program Contingency (Unallocated)	Forecast Remaining Funds in Projects	Net Remaining Program Funds
\$482,876	(\$196,168)	\$286,708

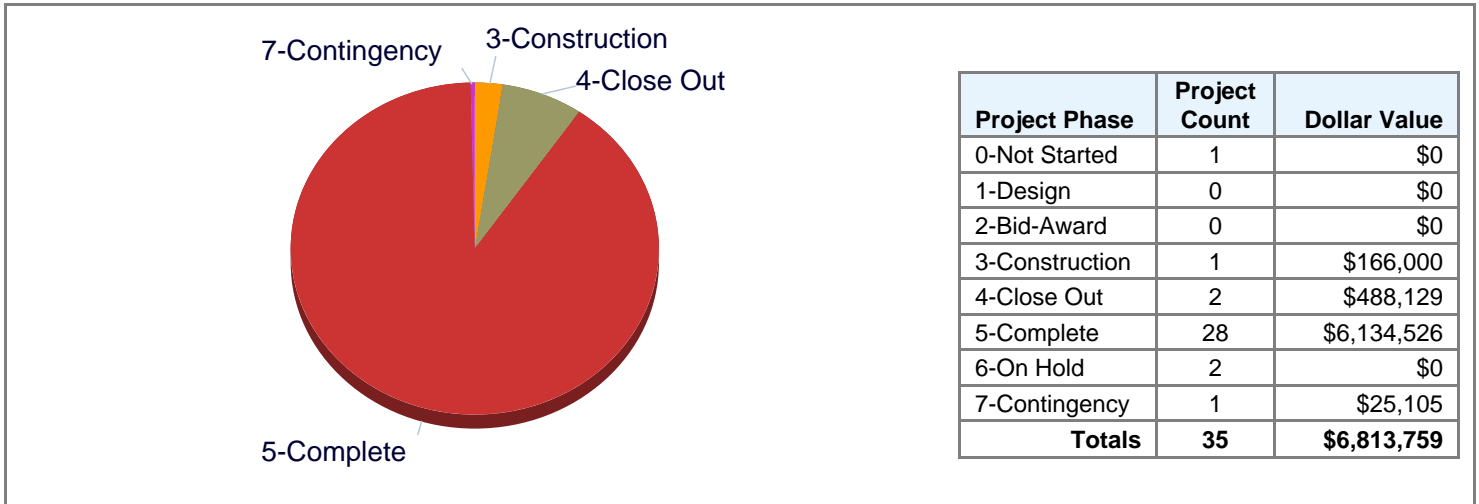
20M Capital Program 2020-21

Remaining Projects

Project Description	Phase
20M DW Small Projects 2 Allocation	1-Design
20M Parmalee ES School Zone Enhancements	2-Bid-Award
20M Alameda Int'l HS Auditorium Renovation	3-Construction
20M DW Tractor Sheds	3-Construction
20M 809 Campus Fabric Storage Shelter	4-Close Out
20M Applewood Cottages Offices for EAP	4-Close Out
20M D'Evelyn Jr-Sr HS Utilities for Temps	4-Close Out
20M DW Planning & Design Allocation	4-Close Out
20M Golden HS Chiller Replacement	4-Close Out
20M Program Contingency	7-Contingency

19M Capital Program 2019-2020

Program Dollar Value by Phase



Program Narrative

The 19M Capital Program 2019 -2020 represents Fiscal Year 2019 planned projects that are expected to complete in Fiscal Year 2020. These projects are reviewed by the Capital Asset Advisory Committee.

Program Float Report

Priority	Facility Name	Project ID	Project name	Finish Date	
				Target	Forecast

Program Contingency and Remaining Funds

Program Contingency (Unallocated)	Forecast Remaining Funds in Projects	Net Remaining Program Funds
\$25,105	\$45,000	\$70,105

19M Capital Program 2019-2020

Remaining Projects

Project Description	Phase
19M DW FF&E Allocation	3-Construction
19M DW Energy Conservation Allocation	4-Close Out
19M Golden HS School-Based Health Ctr	4-Close Out
19M Program Contingency	7-Contingency

**Department of Construction Management
Program Financial Summary Report**



Date: Mar 17, 2021

Program	Program Contingency (Unallocated)	Forecast Remaining Funds in Projects	Net Remaining Program Funds
H/G 2018 Capital Improvement Plan	\$93,979,690.00	\$337,052.00	\$94,316,742.00
21M 21M Mini Program 2021-22	\$5,308,206.45	(\$7,040.90)	\$5,301,165.55
20M 20M Mini Program 2020-21	\$482,876.17	(\$196,168.03)	\$286,708.14
19M 19M Mini Program 2019-20	\$25,105.00	\$45,000.00	\$70,105.00
Total:	\$99,795,877.62	\$178,843.07	\$99,974,720.69